



**TEXAS**  
Health and Human  
Services

# **State Hospital System and Opportunities for Texas**

---

**Mike Maples**

**Deputy Executive Commissioner  
Health and Specialty Care System**

# State Hospital System

---

## Agenda

- Capacity
- Forensic Shift
- Lengths of Stay
- Wait lists
- Opportunities



TEXAS  
Health and Human  
Services



TEXAS  
Health and Human  
Services

# State Hospital Capacity

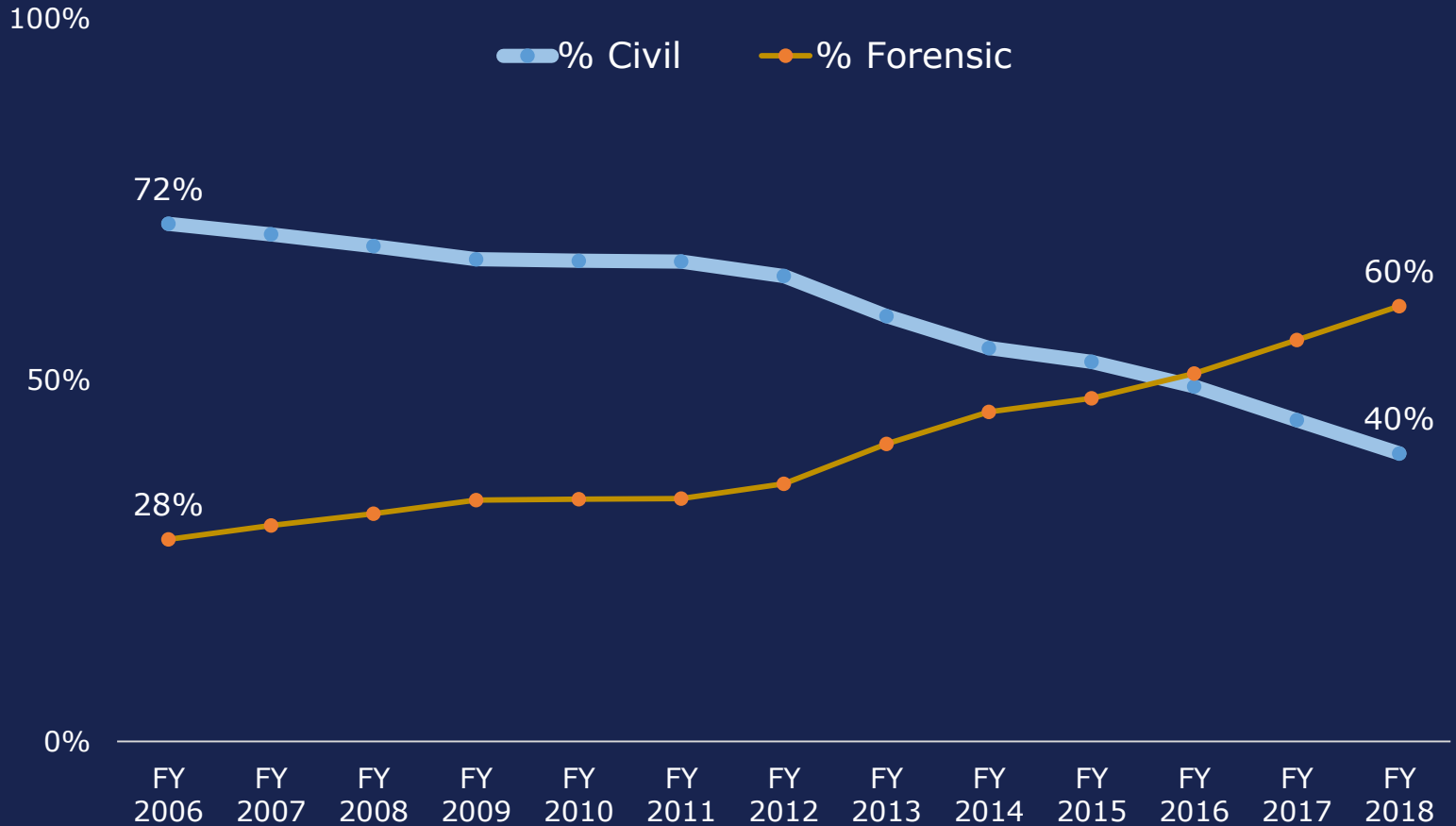
Infrastructure and staffing issues limit capacity.

| State Hospital        | Total Capacity | Beds Offline (e.g., staffing & infrastructure) |
|-----------------------|----------------|--|
| Austin                | 252            |  |
| Big Spring            | 200            | -16  |
| El Paso               | 74             |  |
| Kerrville             | 218            |  |
| North Texas -Vernon   | 351            | -70  |
| North Texas -WF       | 289            | -8   |
| Rio Grande            | 55             |  |
| Rusk                  | 325            | -34  |
| San Antonio           | 302            | -40  |
| Terrell               | 288            |  |
| Waco Center for Youth | 78             |  |
| <b>Totals</b>         | <b>2,432</b>   | <b>-168</b>                                    |



TEXAS  
Health and Human  
Services

# SH Forensic Shift

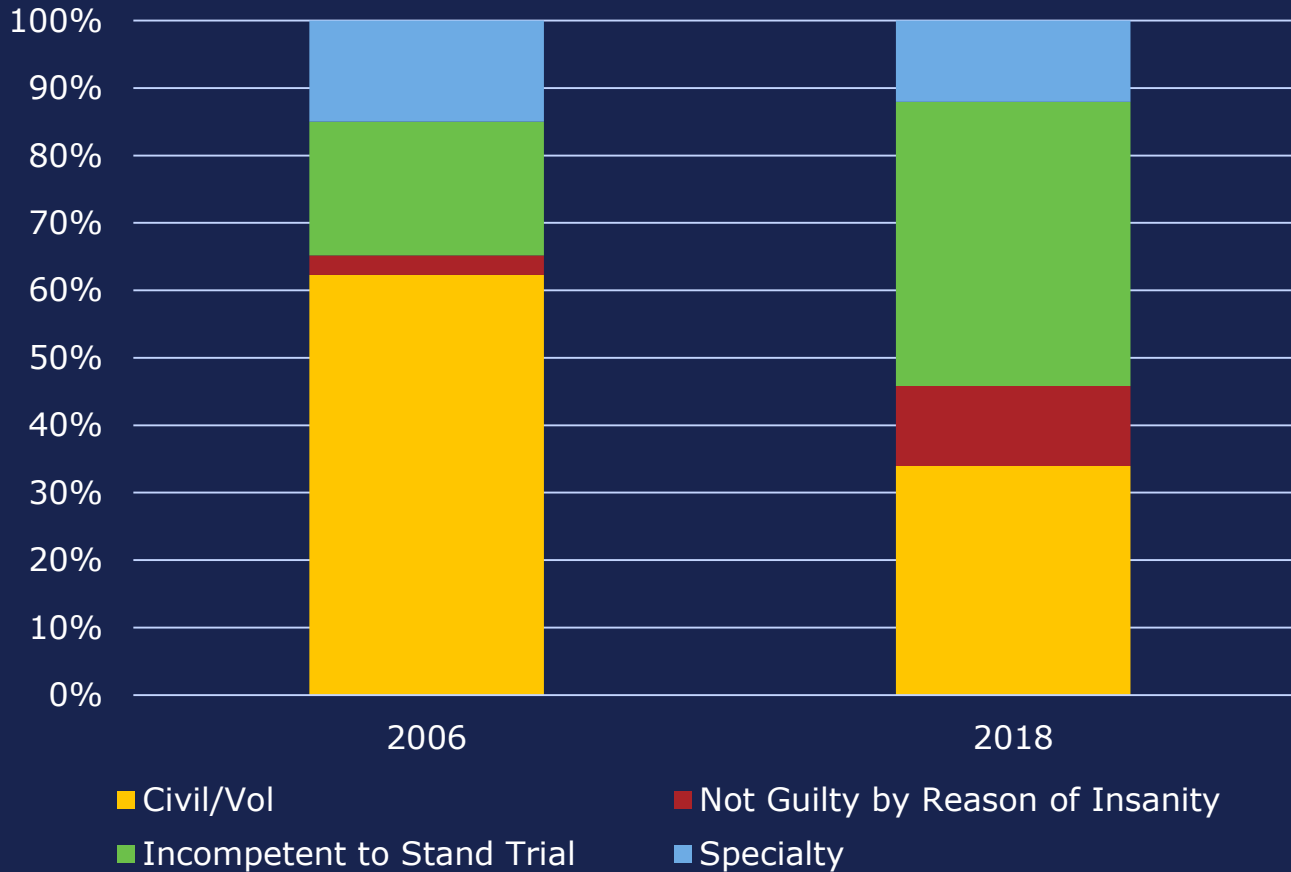




TEXAS  
Health and Human  
Services

# SH Forensic Shift

## Increasing NGRI and IST: 2006 to 2018

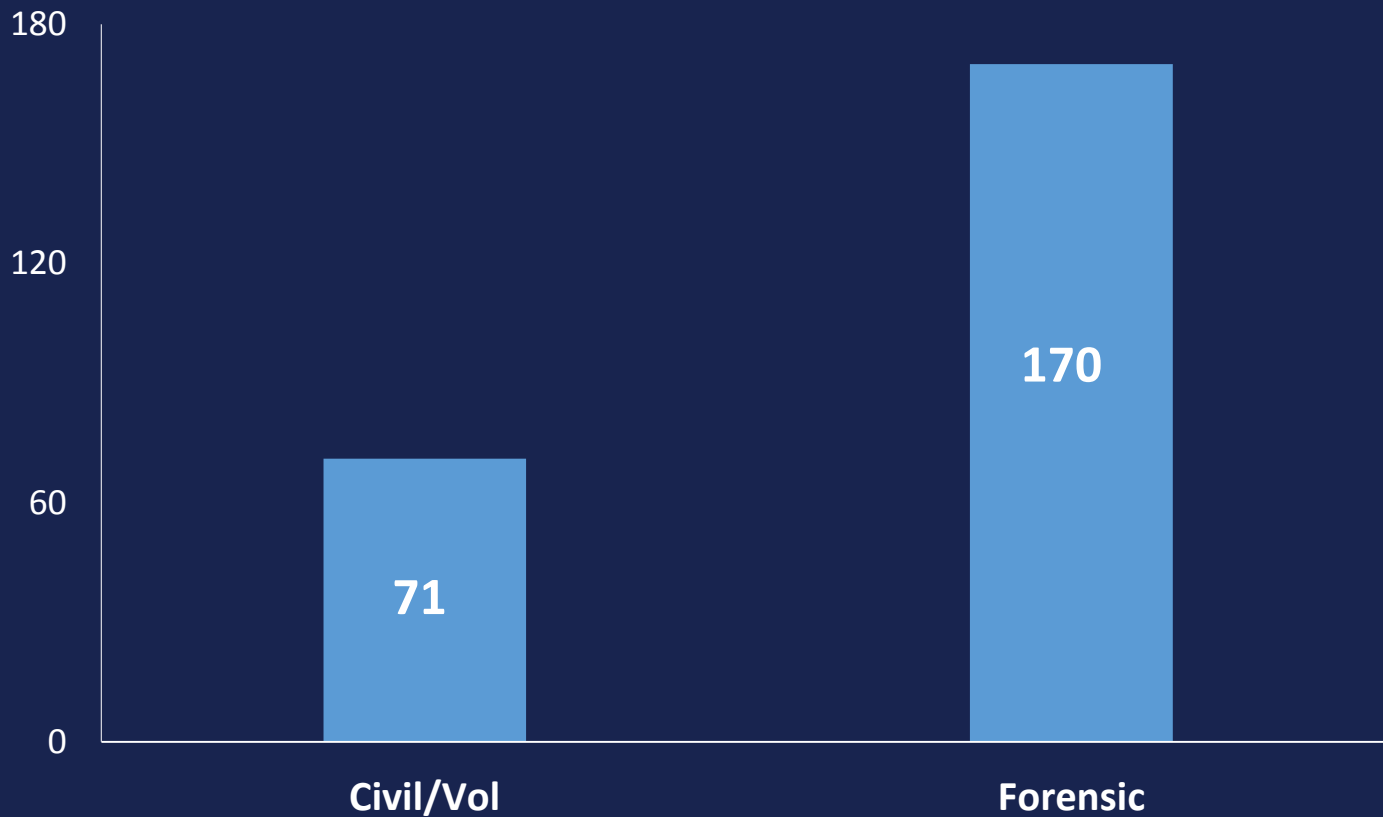




TEXAS  
Health and Human  
Services

# Lengths of Stay

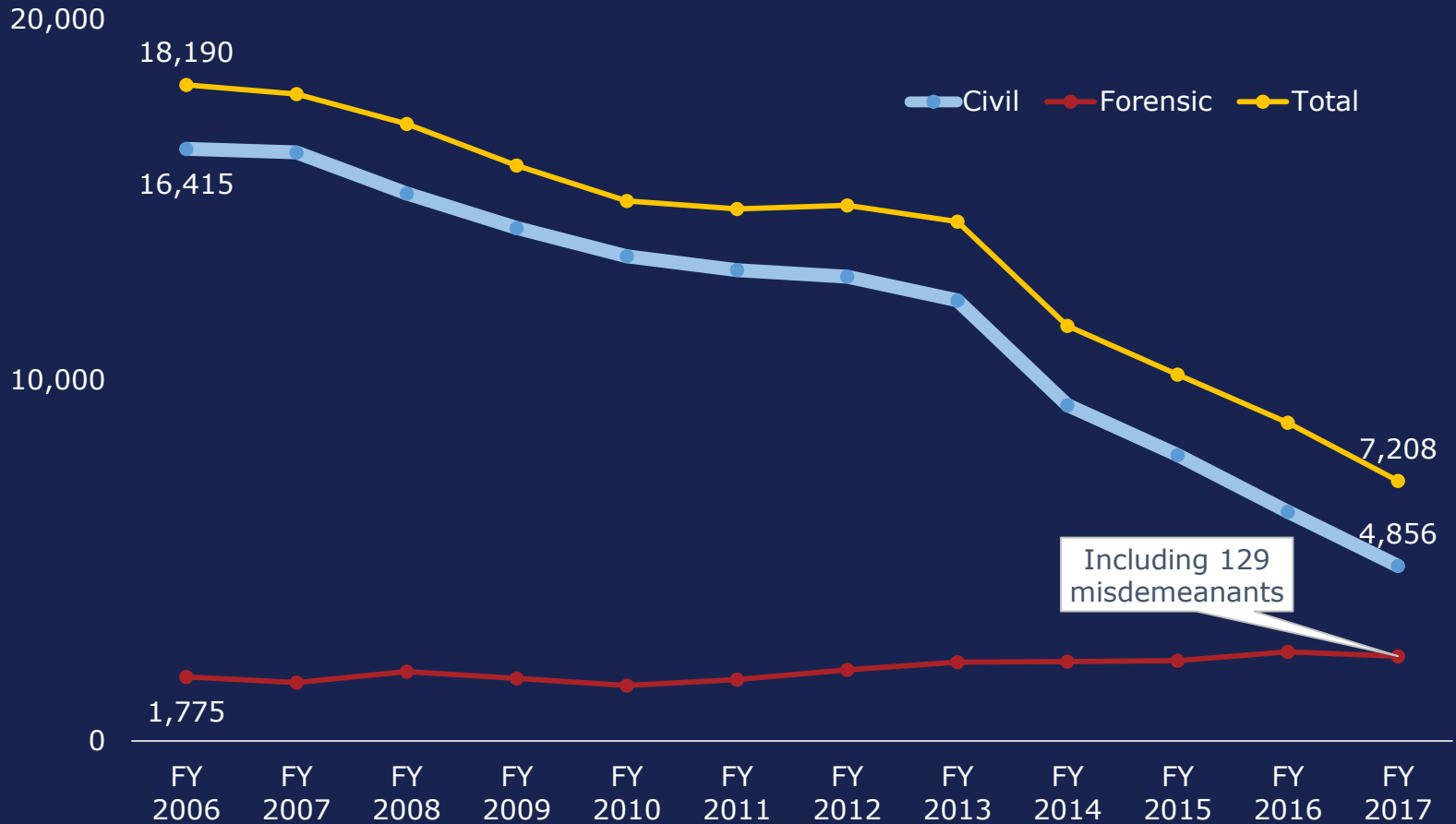
Longer LOS for forensic patients reduces turnover.





TEXAS  
Health and Human  
Services

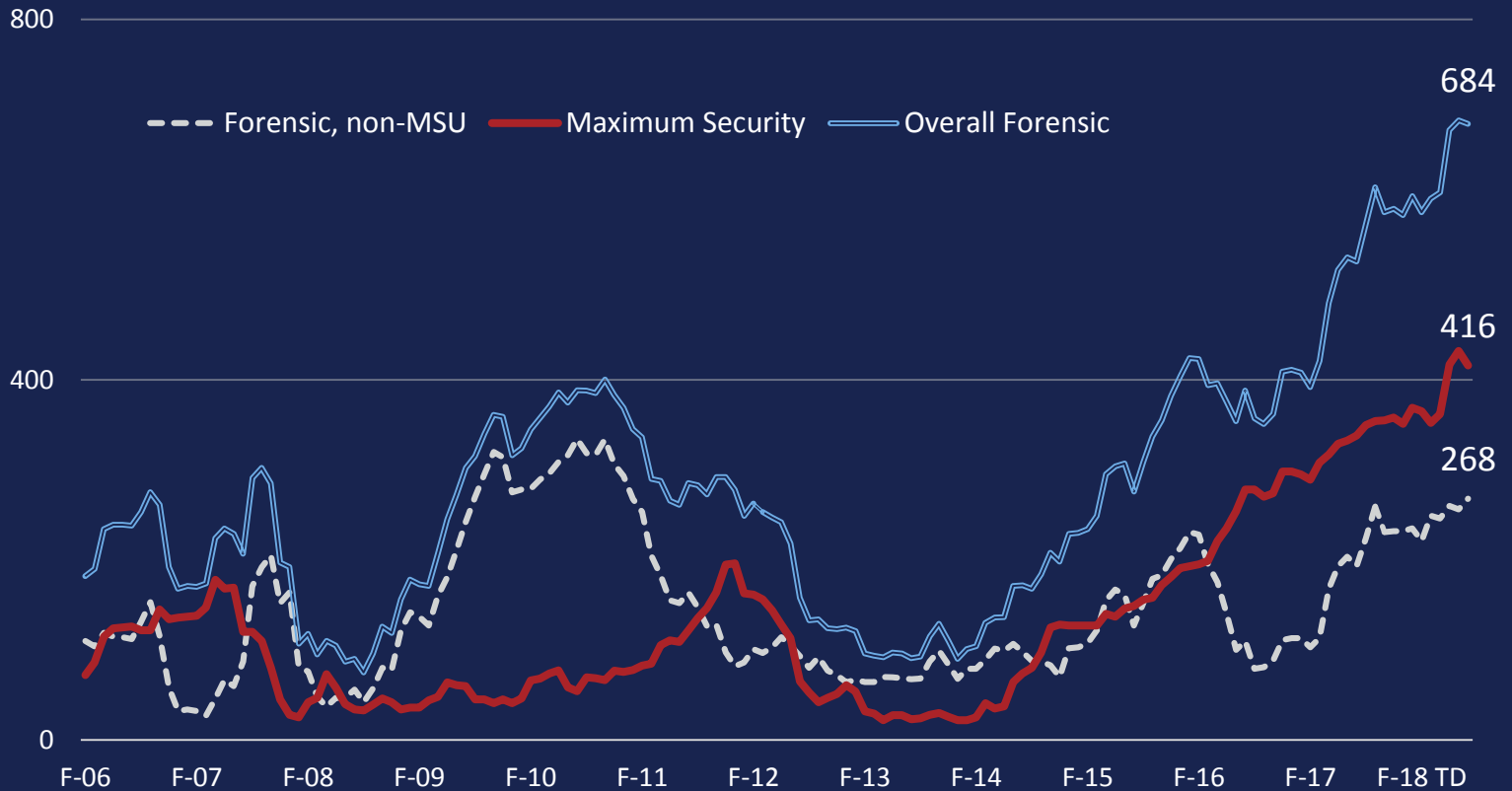
# Annual SH Admissions





TEXAS  
Health and Human  
Services

# Forensic Waiting List Trends





# State Hospital System

---

## Opportunities for the State

- Capacity Expansion
- 365+
- Other populations
- Pre-admission timeline



TEXAS  
Health and Human  
Services



# SH Capacity Expansion

Total Beds Being Added: 338 (130 MSU beds)

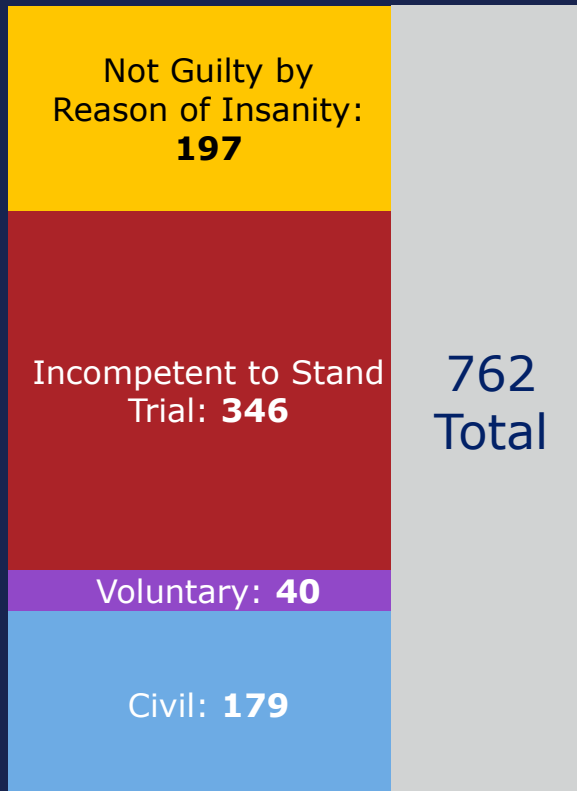
| Facility and Current              | Project          | Estimated Completion |
|-----------------------------------|------------------|----------------------|
| <b>Austin State Hospital</b>      | Replacement      | Q4 FY 2023           |
| <b>Kerrville State Hospital</b>   | 70-bed MSU       | Q2 FY 2021           |
| <b>Rusk State Hospital</b>        | 100-bed MSU      | Q3 FY 2022           |
| <b>Rusk State Hospital</b>        | 100-bed non-MSU  | Q3 FY 2020           |
| <b>San Antonio State Hospital</b> | 40-bed non-MSU   | Q3 FY 2020           |
| <b>San Antonio State Hospital</b> | Replacement      | Q2 FY 2023           |
| <b>UTHealth-Houston</b>           | 228-bed Hospital | Q2 FY 2022           |



TEXAS  
Health and Human  
Services

# SH Bed Utilization: 365+

## 365+ Day Stay by Commitment Type



762 of 2245  
state hospital  
beds (34%) are  
occupied by  
long-term  
patients



TEXAS  
Health and Human  
Services

# Bed Utilization: Other Pop.


| Population       | Number of Patients |
|------------------|--------------------|
| Adults 65+       | 98                 |
| Child/Adolescent | 198                |
| Misdemeanors     | 129                |



# Pre-Admission Process

Pre-admission timeline can delay treatment.

Average Time Between Arrest and Admission  
Total: 296 Days



- Arrest to Commitment: 249 days
- Commitment to SH Notification: 15 days
- SH Notification to Admission: 32 days

\*Non-MSU admissions



**TEXAS**  
Health and Human  
Services

# Thank you

---

**Mike Maples**

**Deputy Executive Commissioner  
Health and Specialty Care System**